


**Voting**

**at the Polling Station**



You



can

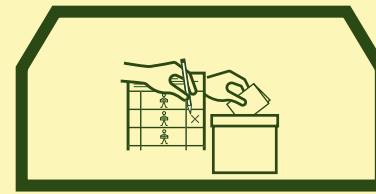


go




to

a




polling station

to




vote



You will




get a



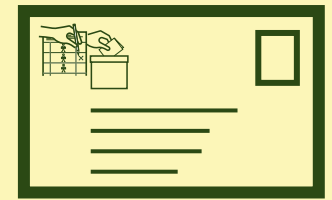
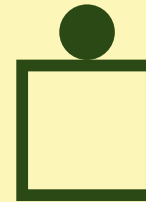

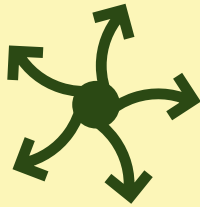

voting card



before



an election



**Information about**

**your**

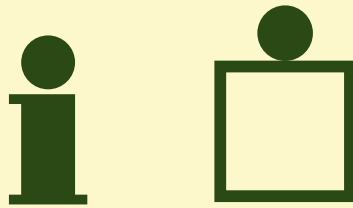
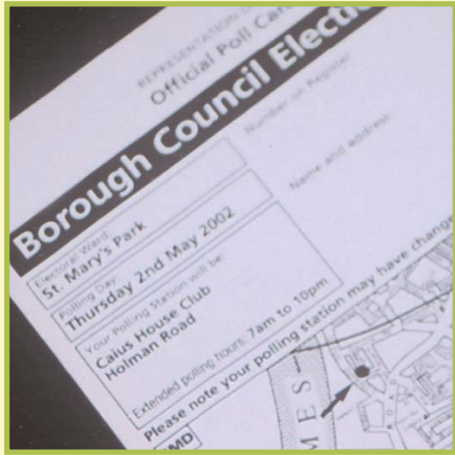
**polling station**

**is**


**on**

**the**

**card**




The **information** on the **card**



**tells**




**you**



the **time**



**you**




**can**



**go**




**to**



the **polling station**

Electoral Ward: <b>St. Mary's Park</b>	Number on Register:
Polling Day: <b>Thursday 2nd May 2002</b>	Name and address:
Your Polling Station will be: <b>Caius House Club Holman Road</b>	
Extended polling hours: <b>7am to 10pm</b>	
Please note your polling station may have changed from last year	



The map



tells



you



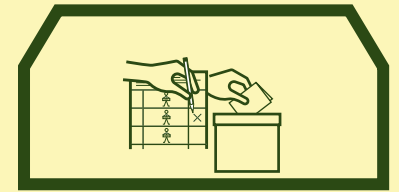
the way




to



your




polling station



On election day



you




can



go



to the polling station






You



must



go



into the polling station





You




must



give



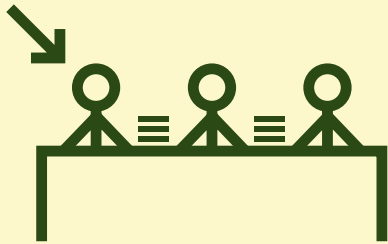
your



voting card



to




a member of staff



**if**



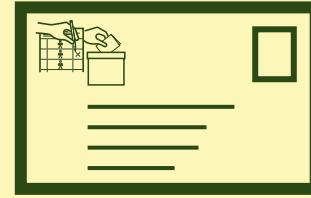
**you**



**can't find**



**your**




**card**



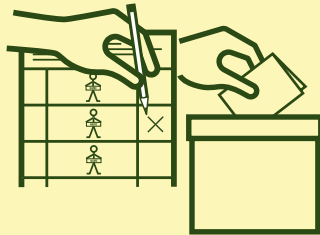
**don't worry**



**You**



**can**




**vote**



The **staff**

will



**ask**



**you**



**your**



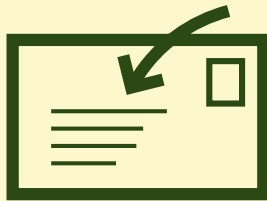
**name**



**and**



**your**



**address**



The **staff** will



**give**



**you**

a



**ballot paper**



You



must

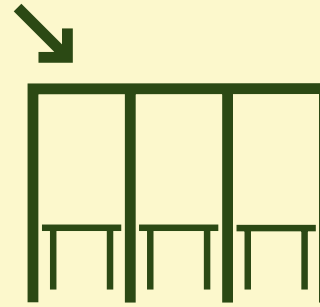


go


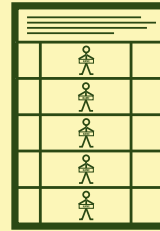



to

a




booth



The **ballot paper** will **tell**


**you a list of names** of **people**



The **ballot paper** will **tell**

**you**


**if the person is**



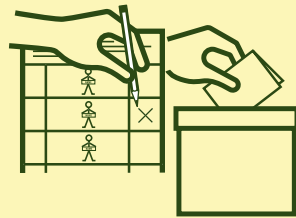
**a member of a political party**



You



can




vote



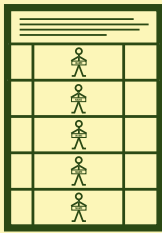
for



a person



on



the

list

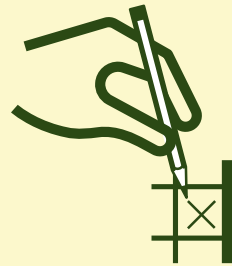





**You**




**must**



**put a cross in the box**




**next to the person's name**



You



must



fold



your



ballot paper



and



you




must




put it in the ballot box



You




can



ask

a



member of staff




if



you



need



help

## Contact details:

Symbols have proved to be an effective way of making written information more accessible for some people with learning disabilities.

This booklet uses Makaton symbols with written text.

If you are a facilitator for someone who is a symbol or a sign user, please note the following general tips:

- Bear the individual in mind. Try to identify any concepts and symbols you think may be difficult for the person to understand. You may need to teach the meaning of these first.
- Using signs can also be helpful for people with learning disabilities to support the understanding of the text and the symbols.

Interpretation and translation into Makaton Symbols provided by the Makaton Vocabulary Development Project (Registered Charity no 287782)

**Makaton Symbols © Makaton Vocabulary Development Project 2005 (Tel 01276 61390, Email [mvd@makaton.org](mailto:mvd@makaton.org))**

Designed and produced by the Corporate Communications Unit and the Electoral Registration Service Wandsworth Council, with the help of Members of the Battersea Social Education Centre.