



Childcare Sufficiency Annual Report

November 2021 to November 2022

Contents

1. Summary of findings	3
2. Introduction	4
3. Profile of Haringey	5
4. Information about the current and projected supply and demand of childcare and the affordability, accessibility, and quality of provision	6
5. Supply of Early Education and Childcare	8
6. Sufficiency of provision for children with special educational needs and disabilities	9
7. Sufficiency of provision for children from families in receipt of the childcare element of Working Tax Credit or Universal Credit	10
8. Sufficiency of provision for children with parents who work irregular hours	11
9. Sufficient childcare available to meet the needs of children aged two, three and four taking up free places	11
10. Sufficient childcare available to meet the needs of school age children; and children needing holiday care	12
11. Actions to ensure sufficient childcare	13
12. Appendix	17

1. Summary of findings

Indicator	2021-22
Sufficient childcare available to meet the needs of children with special educational needs and disabilities	The number of children with needs are rising, with a high number of under-fives with an Education Health Care Plan (EHCP). Inclusion funding is available for children with identified needs; however, this is not equally distributed across the borough. Northumberland Park ward is reaching capacity to support children with SEND. There is a lack of wrap around and holiday care for children with SEND.
Sufficient childcare available to meet the needs of children from families in receipt of the childcare element of Working Tax Credit or Universal Credit	There is sufficient supply of Free Early Education Entitlement places across the borough. Some areas are close to capacity and work is being done to increase supply. Support, advice and targeted outreach for children of families in receipt of Working Tax Credit or Universal credit is provided from children centres and LA Officers. This support is available in a range of methods.
Sufficient childcare available to meet the needs of children with parents who work irregular hours	The number of providers operating outside of operating hours has increased. However, weekend providers have decreased. There is a lack of wrap around and holiday care for children with SEND.
Sufficient childcare available to meet the needs of children aged two, three and four taking up free places	We have sufficient childcare for 2,3,4 free entitlement take up, Some areas are close to capacity and work is being done to increase supply. There is a shortage of culturally appropriate childcare for the Jewish community.
Sufficient childcare available to meet the needs of school age children; and children needing holiday care	There are 28 more providers offering out of school and holiday care. However, a lack of suitable services for children with SEND.
Information about the current and projected supply and demand of childcare for particular age ranges of children, and the affordability, accessibility and quality of provision	Population figures are stable, however new residential dwellings being built will see an increase in population figures, which could affect the demand for childcare. The supply of childcare has remained stable. Affordability of childcare continues to be an issue for parents.
Details of how any gaps in childcare provision will be addressed	The Early Years strategy 2022-26 provides strategic direction, aims and targets to achieve to ensure gaps in childcare provision will be addressed.

2. Introduction

Having sufficient childcare for working parents, including where reasonably practicable free early years provision for all eligible children, is a statutory duty outlined in [The Childcare Act 2006](#). This enables families to find childcare that meets their requirements to be able to make a real choice about work and training.

Childcare applies to all children from birth to age 14, and to children with disabilities aged up to 18. We know that good pre-school childcare gives children the best start and can help them to do better at school. High quality childcare, including out-of-school childcare, means that working parents know that their child is safely cared for, and helps children to take part in activities that enable them to build on their knowledge and skills and have fun with their friends.

This annual report is to inform elected council members on how they are meeting their duty to secure sufficient childcare and to be available and accessible to parents.

The report must cover

- A specific reference to how we are ensuring there is sufficient childcare available to meet the needs of:
 - children with special educational needs and disabilities;
 - children from families in receipt of the childcare element of Working Tax Credit or Universal Credit;
 - children with parents who work irregular hours;
 - children aged two, three and four taking up free places;
 - school age children; and children needing holiday care;
- Information about the current and projected supply and demand of childcare for particular age ranges of children, and the affordability, accessibility and quality of provision
- Details of how any gaps in childcare provision will be addressed

This report contributes to tracking the delivery of the Haringey Borough Plan (2019-23), notably Priority 2, 'a Haringey where strong families, strong networks and strong communities nurture all residents to live well and achieve their potential' and three outcomes:

- Outcome 4
 - Best Start in Life: the first few years of every child's life will give them the long-term foundations to thrive.
- Outcome 5
 - Happy Childhood: all children across the borough will be happy and healthy as they grow up, feeling safe and secure in their family and in our community.

- Outcome 6
 - Every young person, whatever their background, has a pathway to success for the future.

In Haringey, childcare continues to play a fundamental role in meeting a range of key Council objectives, particularly in:

- Improving outcomes for all children – making sure gaps in attainment, access, and outcomes for the most disadvantaged groups of children are minimised.
- Making available affordable and accessible childcare – supporting employment and pathways into employment for all residents.
- Creating community capacity – growing community wealth through a localised offer meeting a range of local needs.
- Building inclusive neighbourhoods – offering children and families with emerging developmental, disability and special educational needs support and respite.

The next annual report will be report against the aims, priorities, and actions relevant to the [Early Years Strategy 2022-26](#).

3. Profile of Haringey

Haringey is a highly diverse borough. 38% of residents are from Black, Asian and minority ethnic groups and 26% identify as “white other”. Over 180 different languages are spoken by residents¹. See Appendix 1.

Haringey is the 49th most deprived local authority in England (out of 317), and the fourth most deprived London borough². Levels of deprivation are not equal across the borough, with the most deprived areas more heavily concentrated in the east of the borough, where some areas are in the 10% most deprived in the country and more than half of LSOAs fall into the 20% most deprived in the country. By comparison, in the west a very small proportion of areas fall into that category.

There is substantial variation in income the median hourly pay of residents in the west (£21.67) is in line with the London top quartile, despite not increasing in the last year, while in the East (£16.71) it remains in the bottom quartile, despite increasing 6.6%.

Approximately one in six Haringey pupils are eligible for and claiming free school meals (16.6%). This is above the London average (16.0%), but below the average of our statistical neighbours (17.9%).

The COVID-19 pandemic has highlighted the fundamental role that early education and childcare play in the development of happy, healthy children, in improving prospects for working parents and carers and in nurturing the ability for

¹ The [Haringey State of the Borough Report](#) (June 2022)

² As measured on the [Index of Multiple Deprivation](#) (IMD)

communities and society to function well collectively, both socially and economically. With many parents now returning to work in person, the demand for early years childcare and education is beginning to rise again. The pandemic has seen an increase in children coming to early years settings with additional needs, including delayed speech and language skills, and experiencing heightened anxiety and distress in being separated from their parents and carers.

Many providers have reported difficulties in finding staff who have the required qualifications and experience to work in childcare. Our Early Years Strategy will address our work with local course providers to encourage students to apply in Haringey.

The cost of living crisis has highlighted issues with the rising costs of childcare in England. In response, the UK government has set out proposals aimed at reducing parents' costs by reforming the childcare market in England.

These include relaxing staff-to-child ratios for two-year-olds from one staff member per four children to one to five. A survey of childcare providers, carried out by the Early Years Alliance, found that 87% of providers reported that they were 'opposed to the principle of relaxing ratios' and just 2% believed the changes would result in lower childcare costs for parents.

In Haringey, a September 2022 cost of childcare survey revealed that childcare fees have increased by 7% (£21) from the previous reporting period average of £300 per week.

Coram Family and Childcare's 21st annual Childcare Survey³ revealed that childcare providers struggled to remain sustainable during the Covid-19 crisis, which has resulted in 39% of local authorities in England seeing providers in their area raise their prices over the last year, and 32% reporting that some providers have reduced the number of free early education entitlement places they offer.

4. Information about the current and projected supply and demand of childcare and the affordability, accessibility, and quality of provision

Haringey has a population of 51,588 0- to 14-year-olds¹, representing 19% of the resident population. The most highly populated wards are in the east of the borough, with Northumberland Park and Seven Sisters wards being the most populated. South Tottenham will be the most populated ward in the borough with a population of 1,518 children within the new ward geography. See Appendix 2.

GLA population projections show a small increase in the 0-4yrs population in Haringey over the next several years.

³ [Coram Family and Childcare's 21st annual Childcare Survey 2021](#)

Figure 5: Haringey Projected 0-4 Population Growth Trend⁴

2021	2022	2023	2024	2025	2026	2027
17,845	17,907	18,007	18,095	18,176	18,250	18,318

Throughout the reporting period, the provision of early education and childcare has proved resilient. Closure remained low, with only two settings recorded as having closed, and four new settings opening.

New housing has the potential to increase demand for school places as new families move into new homes. Historically we have been conscious that the effect of new build on pupil numbers can be overestimated. A total of 819 new residential dwellings have been built in Haringey last year 2020/21 and a further 3,570 residential dwellings are due to be completed in the next three years, increasing the child population in Haringey for future years.

Within the childcare sector there is a lack of available buildings to open new nurseries, the high rents and inequality of rents paid across the sector have an impact on the market. We will keep up to date with local planning on proposed new developments and raise awareness of potential childcare needs.

Tax free childcare for working parents is widely promoted in Haringey. It is available for children for 0 to 11 years (or up to 16 for children with SEND. Department for Education statistics have shown there has been a rise in the annual number of families with a tax-free childcare account. In Haringey in 2020/21, there were 1,330 families claiming tax free childcare with an increase to 1,595 families in 2021/22.

Parents have expressed concern about the affordability of childcare, especially for parents who require more hours than are included in the free entitlement offer, and therefore must pay childcare fees.

Haringey will be collating the cost of childcare across settings in the borough next year to ensure parents looking for work, potential new providers and local providers are aware of the average cost of childcare in their local postcode area.

The quality of childcare remained above national average with 99% of early years provision in Haringey judged as 'good' or 'outstanding' by Ofsted.

In 2021-22, 70.6% of reception aged children (4 & 5 year olds) in Haringey were reaching a 'good level of development' at the end of reception, which is above the national average of 65.2% and that of both inner 67.5% and outer London 67.9%.

The Early Learning Goals changed in September 2021 (EYFS Reforms), so as such there is not a direct comparison between 2019 and 2022. (Comparisons will be

⁴ [GLA Central Trend 2017 Base](#)

made however, but these should be made with caution and a degree of understanding applied).

The effects of the pandemic upon children’s achievement need to be factored in when interpreting and analysing the 2022 Good Level of Development data (GLD). Below are the differences between girls and boys scores.

Haringey GLD	2019	2022
Girls	81%	75%
Boys	68%	66%

5. Supply of Early Education and Childcare

Across the reporting period, the supply of childcare has increased, with more providers joining the market.

Four new registered day nurseries have opened, creating 169 childcare places. The number of pre-schools has decreased by two, depleting 42 childcare places. Overall, the number of places has risen by 127.

Within the reporting period, the number of childminders in Haringey has fallen by 9, equating to a loss of 54 childcare places. Whilst there is sufficient childcare, we will be attending Childminder drop in sessions where we will promote the entitlements and encourage them to take on children who qualify for the offers.

Figure 1: Early Education and Childcare in Haringey

Type of provision	Number
Childminding	161
Day nursery	83
Pre-school	11
School nursery classes (including academies and Independent)	73
Maintained nursery schools	3
Children’s centres	9
After school club	46
Breakfast club	39
Holiday club	20
Overall number of registered settings with Ofsted September 2022	445

A 2021 childcare provider survey gathered feedback from providers within the early education and childcare market. The summarised feedback below provides some insight into market conditions.

Providers reported:

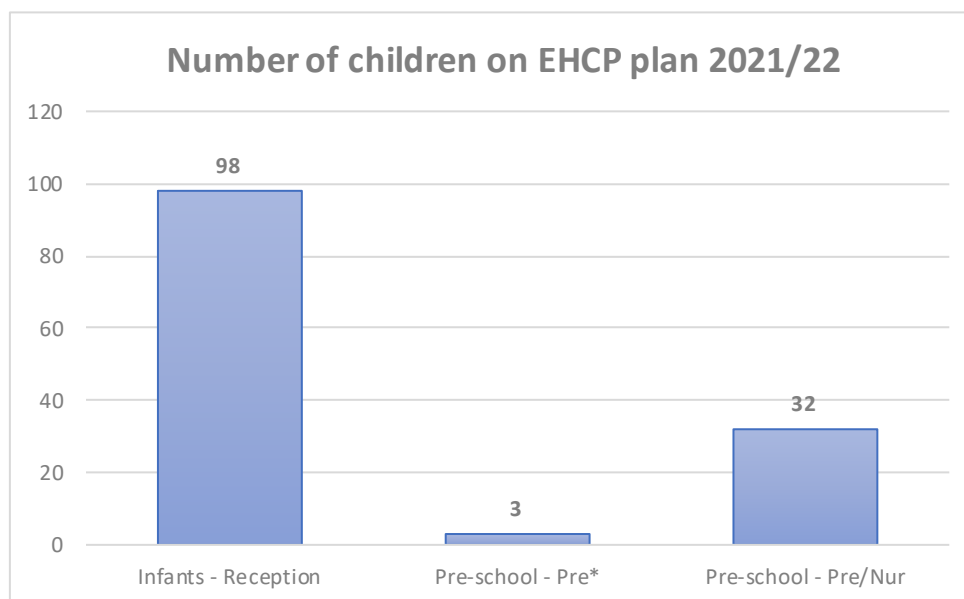
- Increases in the cost of living.

- Some providers felt deterred from offering 2-year-old places or limiting places due to the funding rate not enabling them to meet increasing costs.
- Providers felt that they struggled to sustain a business model which fit with parents working shift work, often working unsociable hours and/or weekends.
- Parental concerns about the affordability of childcare, especially for parents who require more hours than are included in the free entitlement offer, and therefore must pay childcare fees.
- Morning sessions are popular with parents of 2-year-old children and some providers struggle to fill their afternoon slots.
- Staffing issues often limit the number of places settings can offer.
- Ongoing concerns over workforce recruitment, retaining staff and maintaining adequate staffing levels.
- Increases in the number of children presenting with additional needs.

6. Sufficiency of provision for children with special educational needs and disabilities

Haringey's populations of children and young people with SEND continue to increase. Our draft Early Years Strategy 2022-2026 reflects our ambition for an integrated and better-coordinated approach across all services for young children, their families and carers. The strategic vision is to develop early years offer which provides equal access for families to enable young children to have the best start in life and long-term foundations to thrive.

Haringey has high number of 0-5 year olds with an EHCP.



Inclusion funding continues to be available to support 2-, 3- and 4-year-olds with identified needs in nursery provision. This continues to have a positive impact on

the proportion of young children with SEND accessing early education and childcare. See appendix 11.

14, 2-year-olds claimed inclusion funding in nurseries and 102, 3- and 4-year-olds claimed inclusion funding in nurseries.⁵ For three- and four-year-olds, participation by children with SEN was highest in the east of the borough. Boys are more likely to claim inclusion funding. The higher percentage of boys with identified SEND needs in Haringey correlates with national data from the Department of Education. See appendix 12.

Disability access funding was available to support the access needs of 3- and 4-year-old children attracting Disability Living Allowance (DLA). The 2021-22 period saw an increase in the number of children supported by DAF funding. This is believed to be a consequence of the tailored support for families being supported with DLA applications.

The Northumberland Park ward has a high number of children who are in receipt of inclusion funding. Certain settings have a disproportionate number of children with needs, this can be up to 10% of children who go on to get an EHCP (national average for EHCPs is 4%). Settings are having to turn away children with SEND resulting in a lack of provision for children with SEND in this ward. We will be incentivising local schools and childminders within the ward to take on 2-year-old funded children where needs can be identified early. We will also look at offering settings the opportunity to expand provision. See appendix 9.

Current work to address sufficiency gaps includes a priority focus on working with the childcare market to deliver after-school, weekend and holiday provision for children and young people, particularly for children aged 5 – 8 years with SEND. We have secured a vacant building in Tower Gardens and are planning to develop a short break after school club provision for children with SEND to have time away from their carers, explore new opportunities, have fun and broaden their social networks whilst promoting independence.

7. Sufficiency of provision for children from families in receipt of the childcare element of Working Tax Credit or Universal Credit

The [Early Help strategy 2021-23](#) outlines the universal support for vulnerable families across the borough, this includes council and commissioned services. There are nine children centres across the borough supporting families through a universal and targeted approach. Commissioned services for families in temporary accommodation and community specific support engages families less likely to engage council delivered services.

⁵ Summer 2022 headcount data Synergy database

Haringey Council works with early years and childcare providers, and key partners, to ensure that there is sufficient provision to meet the needs of all families including those in receipt of the childcare element of the Working Tax Credit and Universal Credit.

8. Sufficiency of provision for children with parents who work irregular hours

An important aspect of sufficiency is understanding the needs of parents and carers working non-traditional or irregular hours. For these parents and carers access to flexible childcare is crucial to maintaining employment and ensuring they can access support from registered childcare providers, offering high quality care.

The number of Haringey Ofsted registered providers offering before 8am, after 6pm and weekend care in Haringey is set out in Figure 18 below:

Figure 18: Periods that provision typically operates⁶

	2021	2022
Number of providers open outside standard hours before 8am and after 6pm)- Out-of-hours care	100	127
Providers open at weekends	48	34

A large majority of childminders open before 8am and after 6pm with 25 providers opening before 8am. Childminders offer weekend care for families. We will continue to monitor provision to ensure we meet the childcare needs of parent/carers.

9. Sufficient childcare available to meet the needs of children aged two, three and four taking up free places

Compared to the previous Child Sufficiency Annual Report, the number of children taking up the free childcare entitlement has increased⁷.

67% of eligible 2-year-olds taking up the free entitlement offer, which is an increase of 10% from previous year and not too far off the inner London target of 72%. See Appendix 3 and 4.

78% of 3 & 4 year old children access the universal 15hrs. This is 5% increase for 3-year-old children and a 2% decrease for 4-year-old children. Since last year this is

⁶ Synergy database 2022

⁷ January census 2022

an increase from 77% to 78%, and are higher than the inner London target 76%. See Appendix 5, 6 and 7.

There are sufficient places for 3- and 4-year-old children with Hornsey, Seven Sisters, Tottenham Green, Tottenham Hale, Bruce Grove, Northumberland Park, Woodside and Highgate are nearing capacity for 2-year-old free entitlement children. Priority will be given to these wards in increasing capacity.

Across the 2, 3- and 4-year-old entitlements, Seven Sisters and Northumberland Park wards consistently record more than 150 eligible families compared to those in the west of the borough.

Our data also highlights particularly low take-up across the 2, 3- and 4-year-old offers of eligible families within Seven Sisters ward. This is due to the large proportion of Orthodox Jewish families who are potentially eligible for the entitlement but may be engaging with culturally appropriate local services, outside of the borough. It is estimated that there are 25 births a week in the Charedi community, most of which is based in Haringey as it has a younger population than that living in Hackney. See appendix 8.

Department for Work and Pensions and Low Income Family Tracker data is used to identify free for two eligible families, who may be in receipt of Working Tax Credit and Universal Credit, to encourage them take up of the offer. This is done via text messages and children's centres outreach to inform them of the benefits of the 2-year-old offers and broker places for children within their local areas.

Eligible families are supported to apply for two-year-old funding through Children's Centres, health, social care, community, and employment partners. In addition, a childcare brokerage offer is in place for families who have difficulty in finding a place or need support and advice to find the most suitable childcare for their needs.

We have participated in a high profile digital marketing campaign to raise awareness of the entitlement offers. This includes digital advertising on local streets and advertisement on local buses. Social media and most recently park banners, and promotional banners for childcare providers.

Our free entitlement videos promoting the benefits of the 2 year old entitlement are available in five different community languages and have been highly viewed on the Haringey website.

10. Sufficient childcare available to meet the needs of school age children; and children needing holiday care

In addition to childminders and group providers who operate all year round, there are several clubs and groups in Haringey operating in the school holidays and providing before- and after-school activities and care. There has been an increase

of 28 in the number of provisions offering out of school and holiday care in the borough. An Out of school forum was introduced to work with providers in identifying demand. The holiday and activity food programme, funded by the Department for Education, has supported providers sustainability and benefited children who are eligible for free school meals access free activities. It has also contributed to an increase in out of school settings.

Figure 17: ⁸

Number of registered out-of-school and holiday care providers*	2021	2022
All providers	159	187

Many schools in Haringey continue to offer breakfast and/or after-school clubs, extending the availability of childcare. Many will also host holiday activities and sports clubs. Given the fact that provision delivered by schools does not require separate Ofsted registration, schools are a key partner for the Council to work with as we seek to address sufficiency gaps. We will work with schools in areas of need to offer wraparound childcare, before school and after school and holiday clubs.

Figure 7: Number of out of school providers registered with Ofsted by age range:

	0 to 5 years	Over 8 years
Breakfast club	40	29
After school club/activities	47	30

There are significant gaps in the supply of wraparound provision, including provision for families of children and young people with SEND for the 5-to-11-year age range for before and/or after school and during school holidays.

11. Actions to ensure sufficient childcare

Gaps in childcare provision will be met by continuous: tracking of supply and demand; support for childcare providers to deliver high quality, sustainable provision and promotion of the early years entitlement offers, the local SEND offer and continue to work in partnership with the childcare market to adapt to changing needs and ensure there is access to high quality childcare information, advice and support for parents and carers. Priorities for the coming year will be as follows:

⁸ Synergy database 2022

Priorities	Action
Sufficient childcare to meet the needs of children with special educational needs	Review providers that deliver a service. Stimulate growth in market in areas of need.
Sufficient childcare available to meet the needs of children with parents who work irregular hours	<p>Map demand for flexible childcare from parents.</p> <p>Encourage providers to extend their hours to meet childcare requirements of working families.</p> <p>All childcare providers should be encouraged to work collaboratively to ensure working parents are able to access suitable provision to meet the childcare offer.</p>
Sufficient childcare available to meet the needs of children from families in receipt of the childcare element of Working Tax Credit or Universal Credit	<p>Continue high profile marketing and publicity with continuous monitoring of take up.</p> <p>Wider promotion of tax free childcare to support parents with childcare costs.</p>
Sufficient childcare available to meet the needs of children aged two, three and four taking up free places	<p>Continue with promotions for free entitlement. Encourage families to take up a place.</p> <p>Work with local planning department on the implementation of local placement plans.</p> <p>An increase in the number of culturally appropriate Orthodox Jewish places.</p> <p>An increase in the amount of childminders delivering entitlements.</p>
Sufficient childcare available to meet the needs of school age children; and children needing holiday care	<p>Monitor out of school clubs.</p> <p>Develop provision where required.</p>
Information about the current and projected supply and demand of childcare for particular age ranges of	<p>Termly Sufficiency monitoring of supply and demand.</p> <p>Plan for annual cost of childcare survey to support parents with</p>

children, and the affordability, accessibility and quality of provision	average childcare costs and support new providers entering the market.
---	--

The Early Years Strategy 2022-26 has been drafted which sets out our work with children and families and is guided by a set of principles below which support and enable all that we do.

- A whole family approach involving and enabling parents at all levels with co-production embedded throughout
- Prevention, early identification of need and early intervention to reduce harm
- Whole systems and partnership working throughout the borough, to build capacity, capability, workforce development and impact across all agencies including the voluntary and community sector, Private Voluntary and Independent Nurseries, schools and the NHS
- Equitable outcomes through a focus on localities and making sure our joined up responses meet locally identified need flexibly
- Funding supports and follows every child, is setting neutral and offers equitable access to high quality early years settings for all children
- Integrated planning and resources to deliver improved sustainability and outcomes.

The early education task and finish group respond to the Early Years strategy 2022-26 strategic Aim 3: To narrow the gap in attainment for different groups of children ensuring there is equitable access to early education and childcare for all children across the borough. Initial areas of focus emerging from this work are:

- Narrowing the attainment gap for different groups of children including Boys, Black Caribbean, Turkish and Kurdish children and young people.
- Ensuring there is equal access to early education and childcare for all children and especially those with SEND.
- Increasing take up of the 2-year-old free entitlement as an integral part of our early intervention approach.
- Increasing and broadening participation in the 3- and 4-year-old free entitlement.
- Working with underrepresented groups including the Turkish, Kurdish, Somali and Jewish communities
- Retaining sustainable early education and childcare to meet changing demand across the borough in a post pandemic landscape

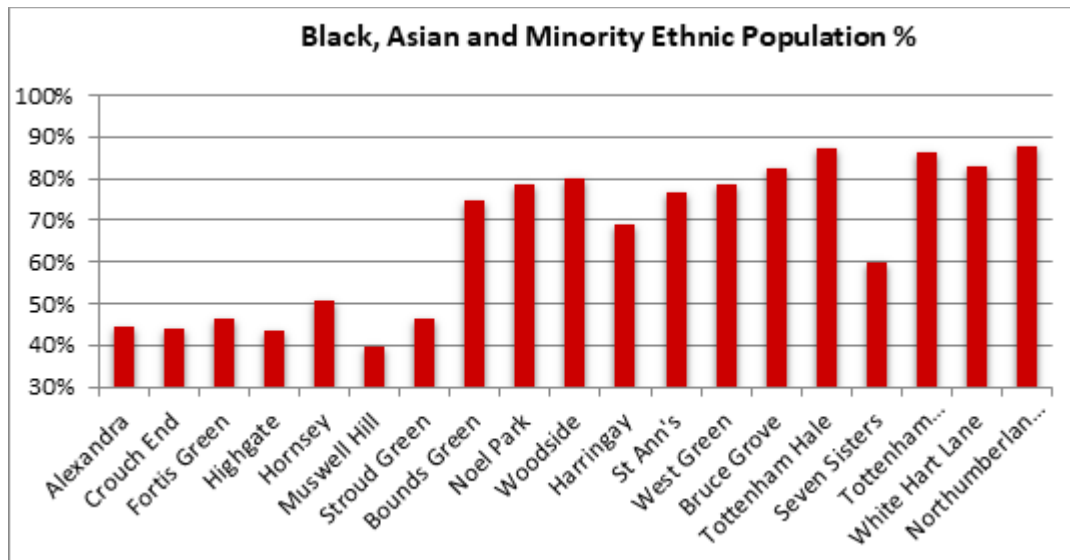
Haringey will be open a Family Hub in 2023 delivering early help and intervention for children and young people aged 0 to 19 years. This will enhance integrated working through one front door for easier access to support resulting in better outcomes for children and families.

A review of the funding for children with SEND through the safety value programme run by the Department of Education, if approved will be delivered over the next five years.

A review of the speech, language and communication pathway for the borough will see investment in the early years sector.

12. Appendix

Appendix 1: Percentage of Black, Asian and Minority Ethnic Populations in Haringey constituted of 0 to 5 years olds.



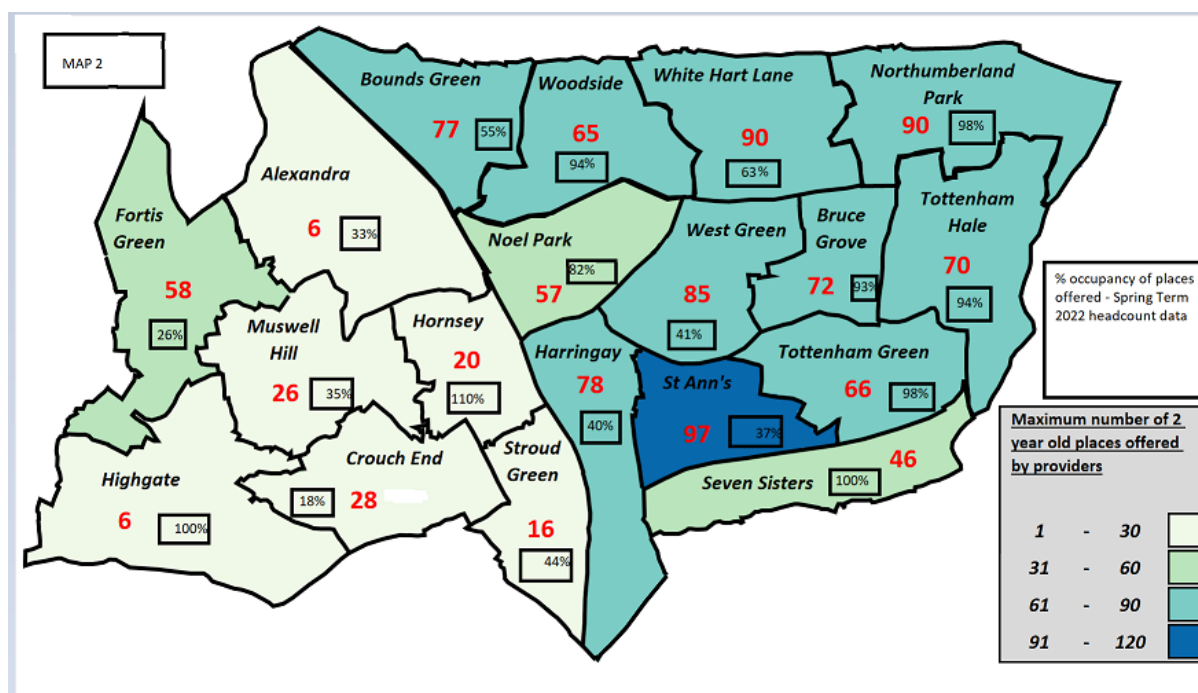
Appendix 2: 0-5 Population by Ward (Population numbers contained within the table below are based on old ward geography. Most recent data from October 2022, has renamed and created wards, with some wards gaining super output areas, some losing them, and another two wards created Bruce Castle, and Hermitage and Gardens.)

Ward	0 yrs	1 yrs	2 yrs	3 yrs	4 yrs	Under 5yrs Total	Under 5yrs % of population
Alexandra	130	139	129	154	197	749	6.54%
Bounds Green	194	212	214	189	184	993	6.66%
Bruce Grove	194	186	176	192	190	938	6.38%
Crouch End	162	169	159	162	154	806	6.68%
Fortis Green	145	163	138	190	173	809	6.45%
Harringay	190	174	186	187	173	910	6.40%
Highgate	124	136	134	142	133	669	6.33%
Hornsey	201	200	202	172	176	951	7.28%
Muswell Hill	106	95	103	134	127	565	5.35%
Noel Park	173	166	176	160	177	852	5.70%
Northumberland Park	270	281	288	263	287	1,389	8.45%
Seven Sisters	288	306	313	335	292	1,534	8.62%
St Ann's	193	211	179	214	173	970	6.12%
Stroud Green	149	158	142	120	122	691	6.17%

Tottenham Green	207	251	203	209	215	1,085	6.57%
Tottenham Hale	237	252	244	256	258	1,247	6.48%
West Green	172	163	162	173	183	853	6.35%
White Hart Lane	157	174	175	181	181	868	6.57%
Woodside	231	217	191	213	222	1,074	6.73%

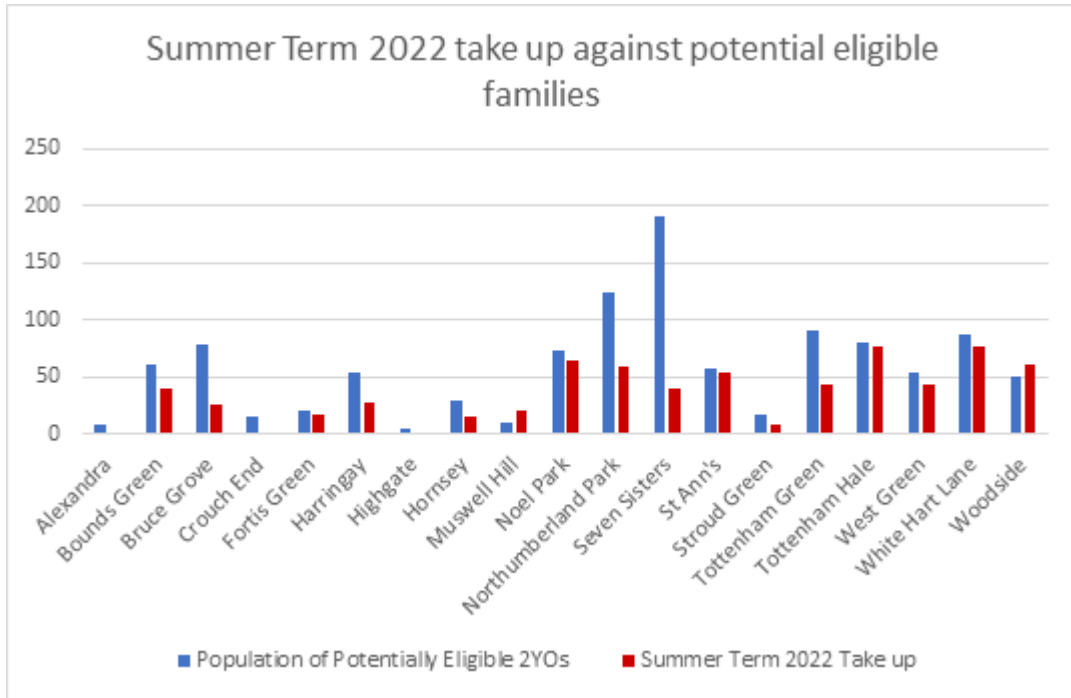
Source: [2019 Mid Year Estimates](#) (Published: June 2020 ONS)

Appendix 3

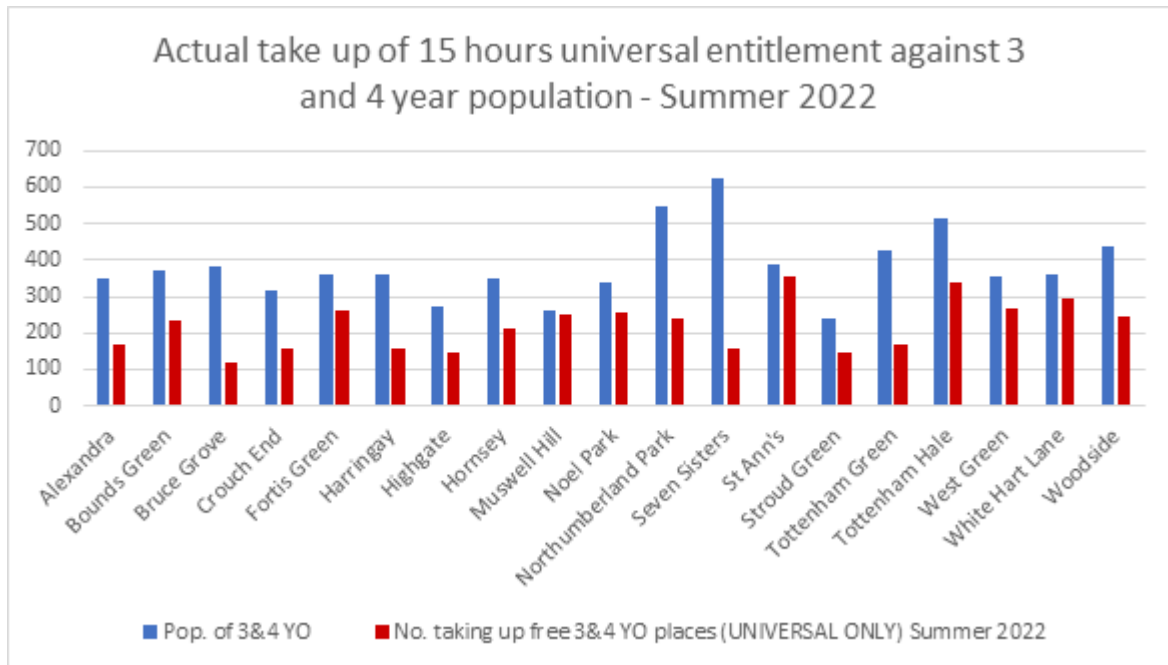


- Indicates the number of provider places available for 2-year-old children within a Haringey ward.
- The numbers in squares represent the percentage of occupied places within a Haringey ward.
- Hornsey, Seven Sisters, Tottenham Green, Tottenham Hale, Bruce Grove, Northumberland Park, Woodside and Highgate are nearing capacity, therefore priority should be given to these wards in increasing capacity.
- The darker shaded areas within the map represent the ward with the highest number of places available for 2-year-olds.

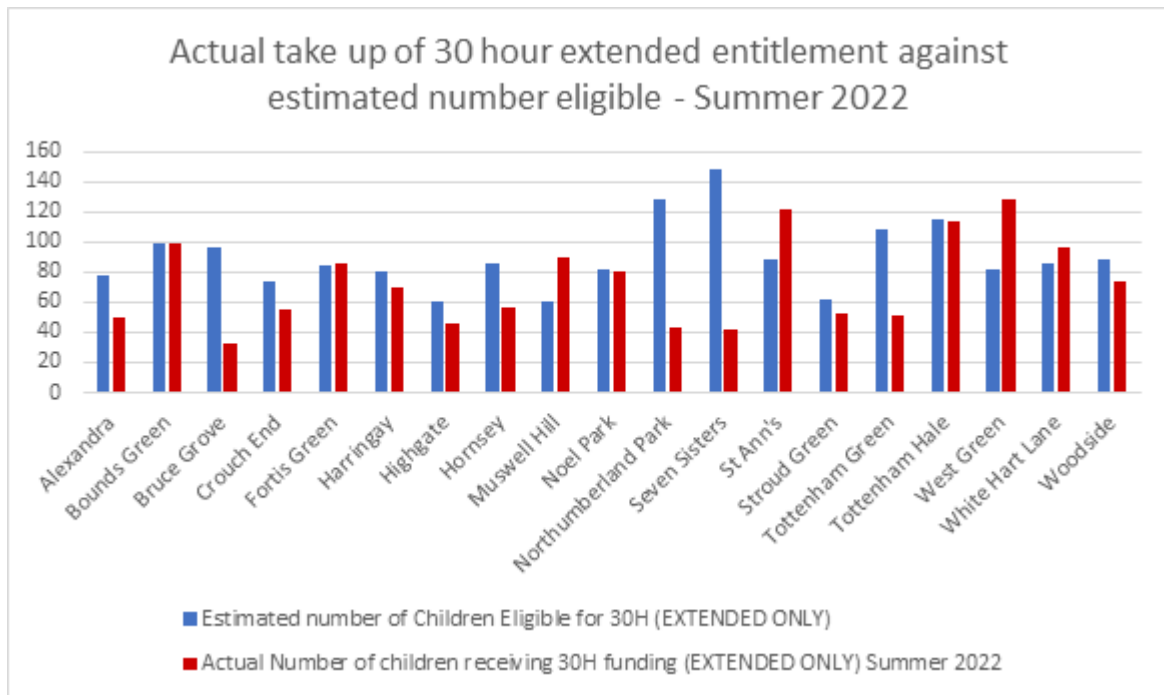
Appendix 4: Take of Places by 2 Years Olds



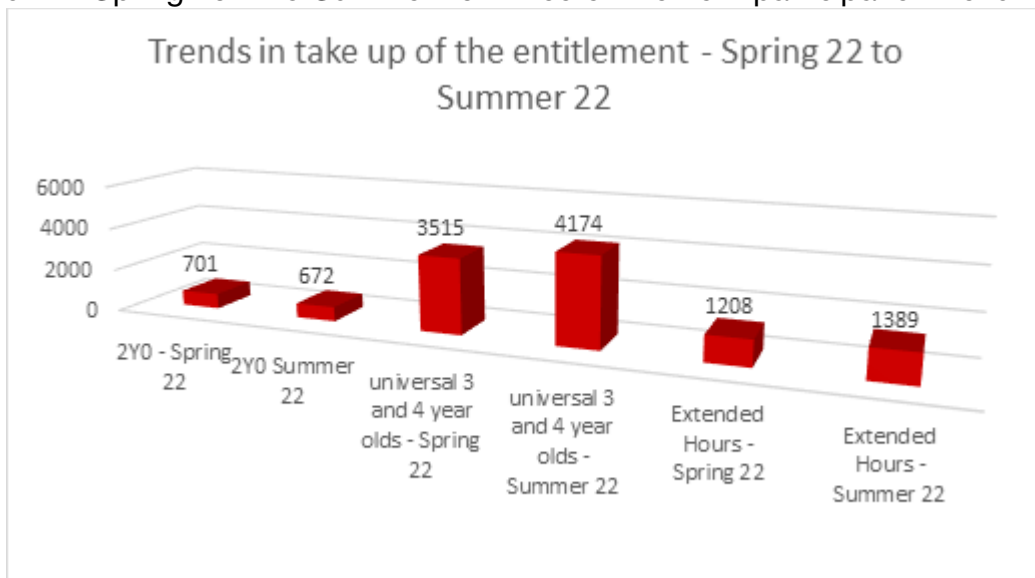
Appendix 5: Take up of 3-and 4-Year-old early education places by population of children.



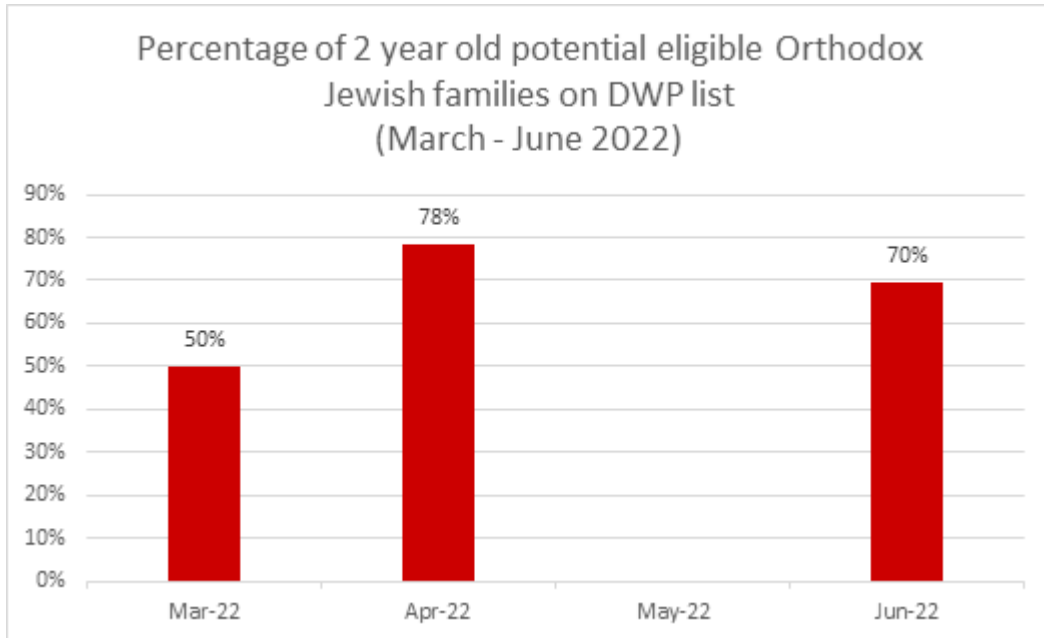
Appendix 6: Take of 3- and 4-Year old early education extended entitlement places (30 hours) by estimated number of children.



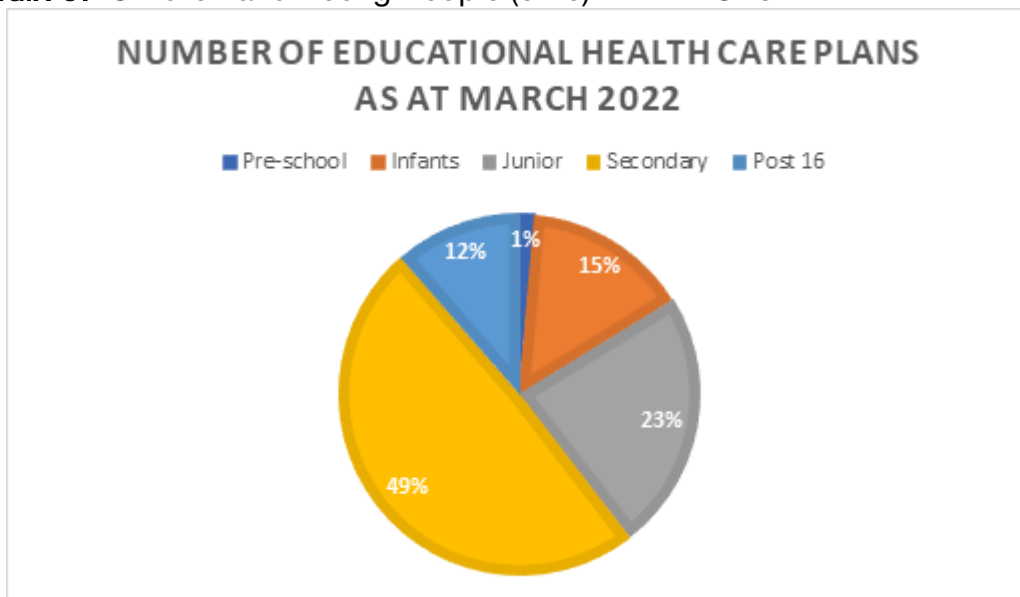
Appendix 7: Spring 2022 to Summer 2022 free entitlement participation trend



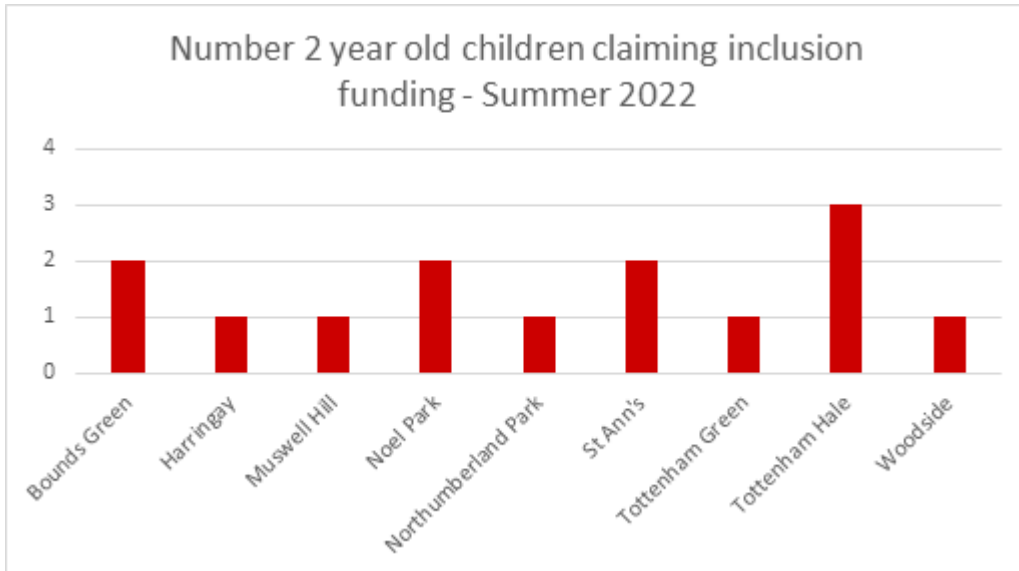
Appendix 8: below shows the percentage of potential eligible families from the Department of Work and Pensions list



Appendix 9: Children and Young People (0-25) with EHCPs

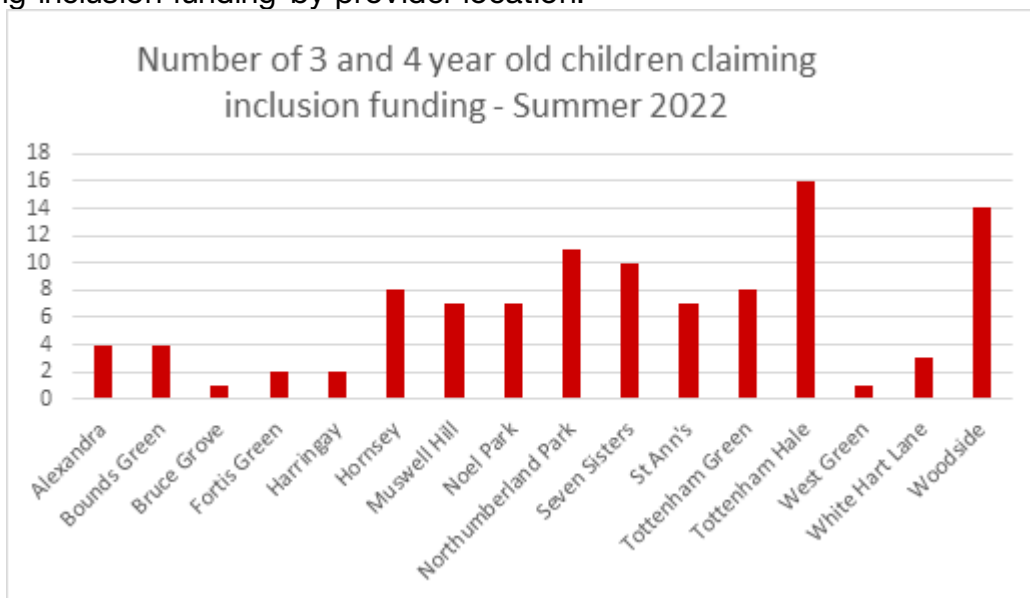


Appendix 10: shows the number of 2-year-old children in nursery provision claiming inclusion funding by provider location.



*Source: Summer 2022 headcount data Synergy database

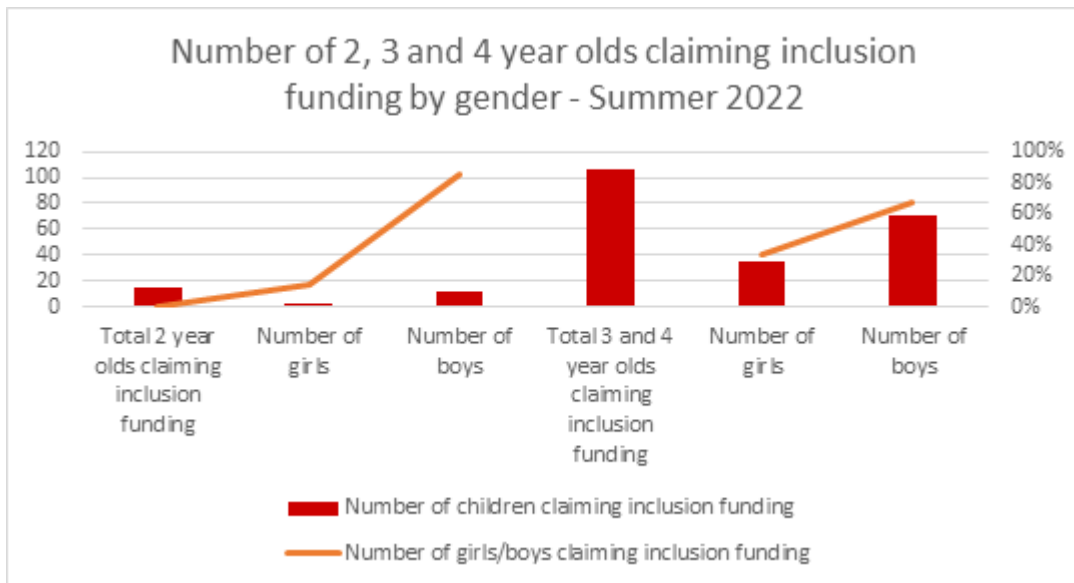
Appendix 11: shows the number of 3- and 4-year-old children in nursery provision claiming inclusion funding by provider location.



*Source: Summer 2022 headcount data Synergy database

For three- and four-year-olds, participation by children with SEN was highest in the east of the borough.

Appendix 12: (below) shows the number of 2-, 3- and 4-year-old claiming inclusion funding by gender – Summer 2022



*Source: Summer 2022 headcount data Synergy database